


U²C TOD STUDY

North Corridor Community Profile




JACKSONVILLE
TRANSPORTATION
AUTHORITY



TRANSIT-ORIENTED DEVELOPMENT

Population

	North	City
Residents	2,452	925,142
Growth % (2010-2019)	9%	13%
Workers	11,076	525,597



Residents

- >\$25K
- \$25K-\$50K
- \$50K-\$75K
- \$75K-\$100K
- \$100K+

- White Alone
- Black Alone
- Asian Alone
- Other

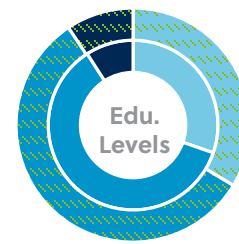
- High School or Less
- Some College or Bachelor's Degree
- Advanced Degree



59%
make less than \$50K
47% City

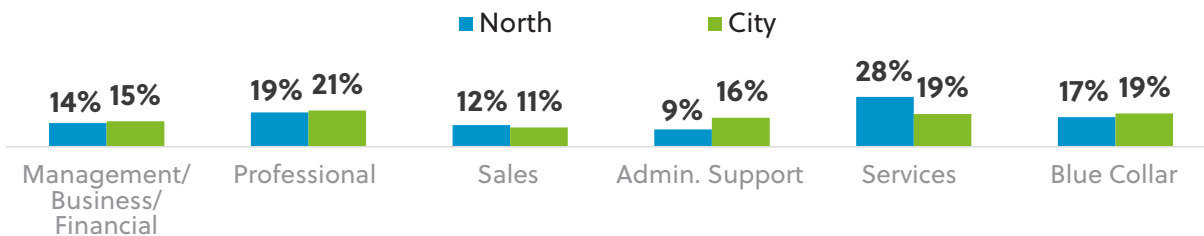


59%
non-white
31% City



70%
have some college or more
66% City

Employment



Commute

85%
of Workers Drive to Work

Housing & Social

	North	City
Owner Households	22%	50%
Renter Households	45%	40%
Average Vacancy	33%	10%
Residents in Poverty	24%	13%

Community Assets

# of Libraries	1	# of Cultural Institutions	0
# of Community Centers	1	# of Parks	1
# of Religious Institutions	6	# of Hospitals	1

Sources: U.S. Census Bureau, 2014-2018 American Community Survey.
U.S. Census Bureau, Census 2010 Summary. Esri forecasts for 2019